






Core Representations used in the DfE Guidance	Year 1	Year 2	Year 3	Year 4	Year 5	Year 6
Tens frame 	1NPV-1 1AS-1 1NF-1	2AS-1 2AS-3	3NPV-1 3NF-1 3NF-3	4NPV-1 4NF-3	5NPV-1 5NF-2 5MD-1	6NPV-1
Number line 	1NPV-1 1NPV-2 1NF-2	2NPV-2 2AS-2	3NPV-3 3F-3 3F-4	4NPV-3 4F-1 4F-2 4F-3	5NPV-3 5F-2 5F-3	6NPV-3 6F-1
Gattegno chart 	1NPV-1 1NF-2			4MD-1	5NPV-2 5MD-1	6NPV-1
Partitioning diagrams including bar models 	1AS-1 1AS-2 1NF-1	2NPV-1 2AS-1 2AS-3 2AS-4	3NPV-2 3NPV4 3AS-1 3AS-2 3AS-3 3F-2 3F-4	4NPV-2 4NPV-4 4MD-2 4F-3	5NPV-2 5NPV-4 5F-1	6NPV-4 6AS/MD-4 6F-3
Groups of units in addition to ones such as Dienes, PV counters 		2NPV-1 2AS-3 2AS-4 2MD-1 2MD-2	3AS-2 3MD-1	4MD-2 4F-2	5 NPV-1 5MD-3 5MD-4	6NPV-2